

Data Sheet

L950 Series LTE Adapter

2024 - 02 - 19

Designed for remote sites that require secure, reliable failover connectivity in the event of a primary link disruption, the L950 Series cellular broadband adapter is a simple addition at the branch which significantly improves uptime and business continuity. These sophisticated devices can be configured at scale with NetCloud to offer a full range of zero-touch deployment, troubleshooting, and management features and integrate into existing configurations with standards-based routing, traffic shaping, and VPN support.

High Performance LTE for Failover Link Diversity

LTE wireless WANs provide a powerful, flexible, and cost-effective failover option to minimize disruption in the event of an outage. Working in conjunction with an existing router or SD-WAN, the L950 Series LTE Adapter establishes a cellular connection based on established failover policies. The L950, despite its compact design, houses a Cat 7 modem, two Ethernet interfaces with a power over ethernet (PoE), a dual SIM capability to connect up to two carriers, and antenna. With this performance, many remote location operations and applications continue functioning while in failover.

Day-1 Connectivity for Rapid Deployment

Establish secure network connections to get operations running while waiting for a wired connection. L950 Series LTE Adapters uniquely connect via LTE independently of the primary link so they don't require prior connection via wired networks. Cradlepoint wireless broadband solutions can be set up in hours with zero-touch deployment without IT staff on location, so local personnel can set up the network. Once the wired link is established, the L950 Series LTE Adapter falls into backup mode.

Notable Features


- Maximize network uptime using LTE WAN for failover and link diversity.
- Deploy within any existing networking or SD-WAN environment.
- Configure with greater simplicity and confidence with the wizard-based installation application.
- Utilize day-1 connectivity while waiting for terrestrial links.
- Manage the Cradlepoint router and LTE adapter as one entity for singular control and visibility.
- Troubleshoot adapter and in-line devices with advanced Out-of-Band Management to reduce truck rolls.
- Offload primary connections during traffic surges and network congestion.



[Product Page](#)



[NetCloud Service](#)



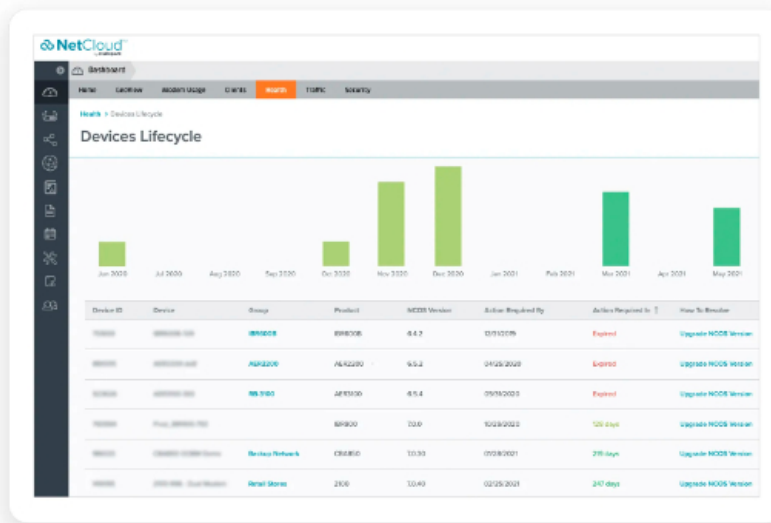
[Quick Start Guide](#)

Key Software Capabilities

The NetCloud Service provides everything needed to unlock the power of LTE at the network edge and connect devices to critical applications and services. It enables customers to build and manage wireless WANs with complete lifecycle management, true zero-touch deployment, robust security, and foundational SD-WAN traffic management for optimal application performance and reliability. The service includes a warranty for as long as an active subscription on the router, online training, live and online support, and all software and firmware updates.

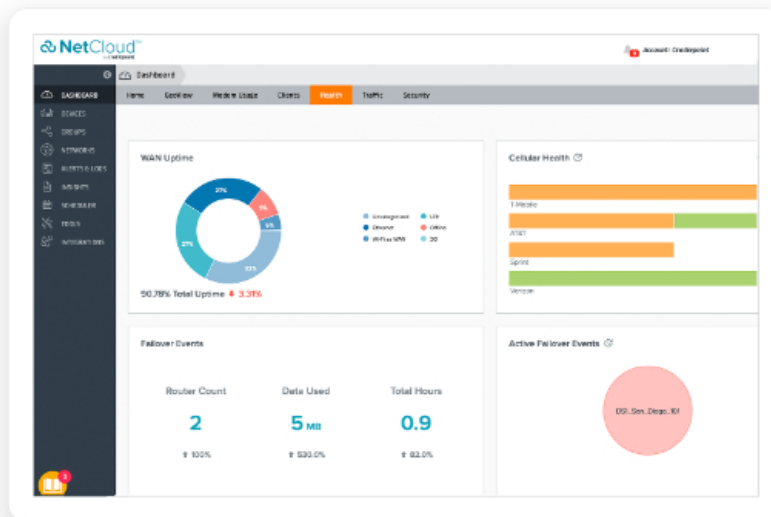
Out-of-Band Management

To mitigate the effects of an unreachable router, the L950 offers efficient, advanced Out-of-Band Management. Network administrators can connect to the router and other in-line devices over the air, even if IP and Ethernet are unavailable on the router, improving uptime, and reducing truck rolls.



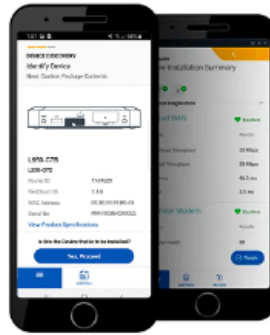
Quantifiable Data and Insights on Failover Events

In the NetCloud Health Dashboard, view data for avoided disruptions from failover events, and see quantified ROI in the NetCloud Insights failover report. Additionally, analyze the primary-links service level agreement (SLA) performance for potential to recoup costs, as well as understand the secondary network’s performance, including Interface Uptime, Cellular Health, and Quality of Experience.



Cradlepoint Verify™ Mobile Application

As an extension to NetCloud, Cradlepoint Verify helps installers quickly and accurately install the L950 for optimal LTE signal reception. Upon a verified installation, users receive a detailed report that includes installation pictures, speed test results, and modem health metrics.



Hardware Specifications

The following features are delivered through the hardware.

INTERFACES	
Modem:	Embedded Cat 7 modem — 2 x SMA cellular antenna connectors
Ethernet:	2 x GbE RJ45 (LAN/WAN switchable) — LAN1 port pre-configured in IP NAT LAN mode — LAN2 port pre-configured in IP Passthrough LAN mode
Wi-Fi:	N/A
GNSS/GPS:	Passive GNSS (multiplex with DIV antenna port)
ENVIRONMENTAL	
Temperature:	— 0 °C to 50 °C (32 °F to 122 °F) operating — -40 °C to 85 °C (-40 °F to 185 °F) storage
Humidity:	— 10% to 90% operating — 5% to 95% storage
POWER	
Required:	PoE — 802.3af PSE Type 1 (15W) — PoE power injector optional
PHYSICAL	

Size:	145 x 145 x 30 mm (5.7 x 5.7 x 1.2 in)
Weight:	0.39 kg (13.9 oz)
RELIABILITY	
Calculated MTBF:	613,536 hours (Telcordia SR332 at 25 °C)
CERTIFICATIONS	
Safety:	UL/cUL, CB Scheme, EN 60950-1, EN 62368-1
Materials:	WEEE, RoHS, REACH, California Prop 65
CLOUD SERVICES	
Service Plans:	NetCloud Service for Adapter
Service Add-Ons:	NetCloud Exchange, NetCloud Advanced
Support:	NetCloud Packages include support for the full subscription term.
Warranty:	All Cradlepoint hardware products are covered by a limited lifetime warranty for as long as they have a subscription license to an active NetCloud Service Plan.
Device Management:	NetCloud Manager for the full subscription term.
Software Updates:	NetCloud Manager for the full subscription term.
PERFORMANCE	
IP Passthrough Mode Throughput:	940 Mbps
Standard NAT Mode Throughput:	940 Mbps
Captive Modem Mode Throughput:	940 Mbps
LEDs	
Refer to the L950 Series LTE Adapter Quick Start Guide .	

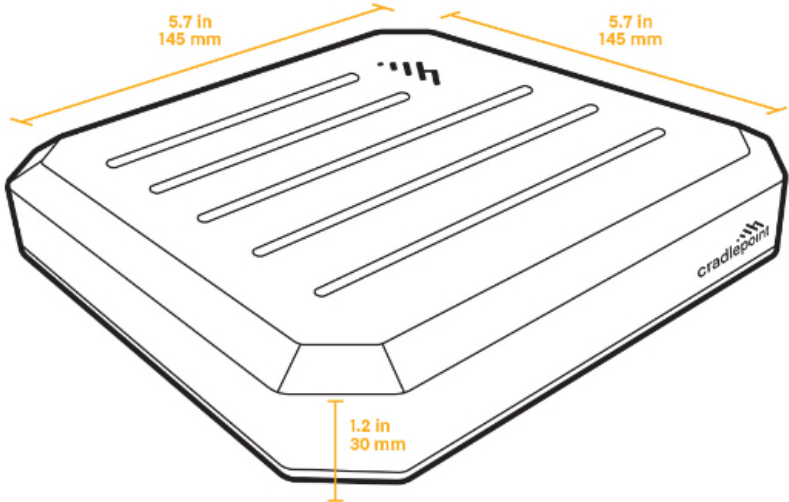
Enterprise-Class Modem Specifications

SPECIFICATION	L950-C7A	L950-C7B
Technology:	Cat 7 LTE <ul style="list-style-type: none"> — Dual SIM slots, 4FF form factor — SIM-based auto-carrier selection — 3GPP Release 11 	Cat 7 LTE <ul style="list-style-type: none"> — Dual SIM slots, 4FF form factor — SIM-based auto-carrier selection — 3GPP Release 11
3G:	WCDMA/UMTS/HSPA+	WCDMA/UMTS/HSPA+
Carrier Aggregation:	<ul style="list-style-type: none"> — Downlink Cat 7 with 2CA with 64 QAM = 300 Mbps — Uplink Cat 13 with 2CA 64 QAM = 150 Mbps See Understanding Carrier Aggregation .	<ul style="list-style-type: none"> — Downlink Cat 7 with 2CA with 64 QAM = 300 Mbps — Uplink Cat 13 with 2CA 64 QAM = 150 Mbps See Understanding Carrier Aggregation .
Peak Downlink Rates:	<ul style="list-style-type: none"> — LTE: 300 Mbps — WCDMA: 42.2 Mbps 	<ul style="list-style-type: none"> — LTE: 300 Mbps — WCDMA: 42.2 Mbps

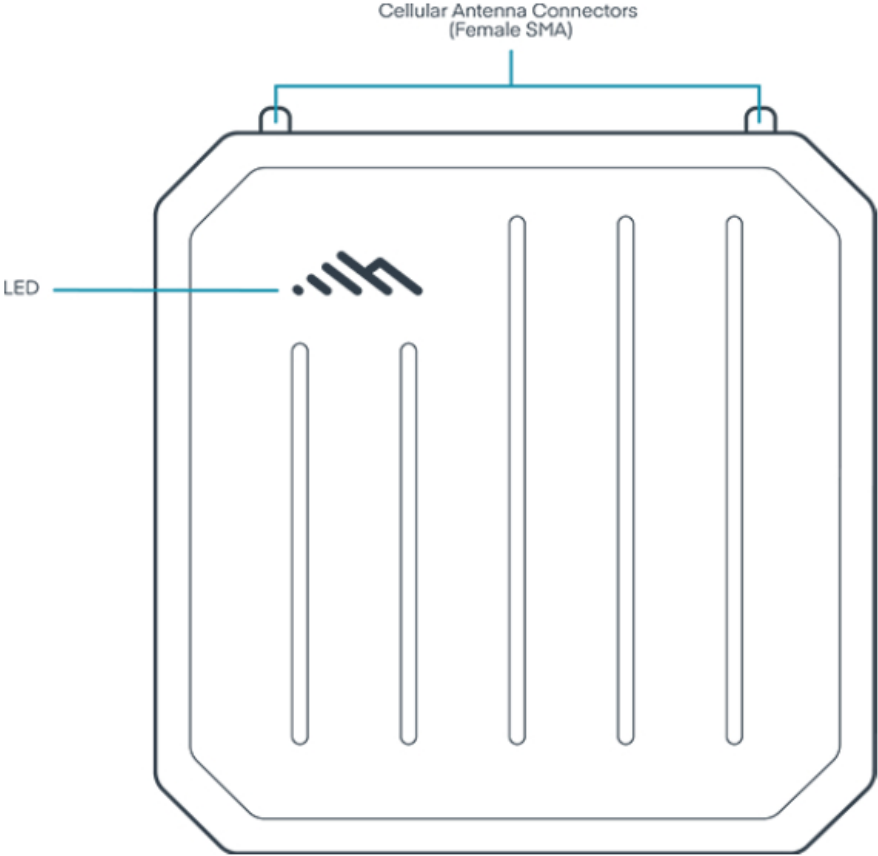
Peak Uplink Rates:	<ul style="list-style-type: none"> — LTE 150 Mbps — WCDMA: 5.76 Mbps 	<ul style="list-style-type: none"> — LTE 150 Mbps — WCDMA: 5.76 Mbps
MIMO:	2x2 MIMO	2x2 MIMO
QAM:	Up to 64	Up to 64
4G/LTE Bands:	LTE FDD <ul style="list-style-type: none"> — B2 (1900), B4 (1700), B5 (850), B7 (2600), B12 (700), B13 (700), B14 (700), B25 (1900), B26 (850), B66 (1700), B71 (600) LTE TDD <ul style="list-style-type: none"> — B41 (2500), B42 (3500), B43 (3700), B48 (3500) 	LTE FDD <ul style="list-style-type: none"> — B1 (2100), B3 (1800), B7 (2600), B8 (900), B20 (800), B28 (700), B32 (1500) LTE TDD <ul style="list-style-type: none"> — B38 (2600), B40 (2300), B41 (2500), B42 (3500), B43 (3700)
3G Bands:	B2, B4, B5	B1, B5, B8
Power:	LTE 22.5 dBm ± 1, DC-HSPA+ 23 dBm ± 1	LTE 22.5 dBm ± 1, DC-HSPA+ 23 dBm ± 1
Antennas:	<ul style="list-style-type: none"> — SMA female connectors, external 600 MHz - 6 GHz cellular paddle antennas (Qty 2, included) — (LTE) External Multi-Band 2x2 MIMO Antenna System 	<ul style="list-style-type: none"> — SMA female connectors, external 600 MHz - 6 GHz cellular paddle antennas (Qty 2, included) — (LTE) External Multi-Band 2x2 MIMO Antenna System
GNSS/GPS:	Passive GNSS (multiplex with DIV antenna port)	Passive GNSS (multiplex with DIV antenna port)
SMS:	Yes	Yes
Regulatory:	FCC (U.S.), IC (Canada)	CE (EU)
Network Operator Standards:	PTCRB (U.S., Canada)	GCF (Worldwide)
Network Operator Certifications:	AT&T, T-Mobile, Verizon [†]	See note [†]
Public Safety Network Certifications:	FirstNet Trusted™, T-Mobile Connecting Heros, Verizon Frontline	N/A
Private LTE:	Yes, includes FCC Part 96 (CBRS Band 48)	N/A

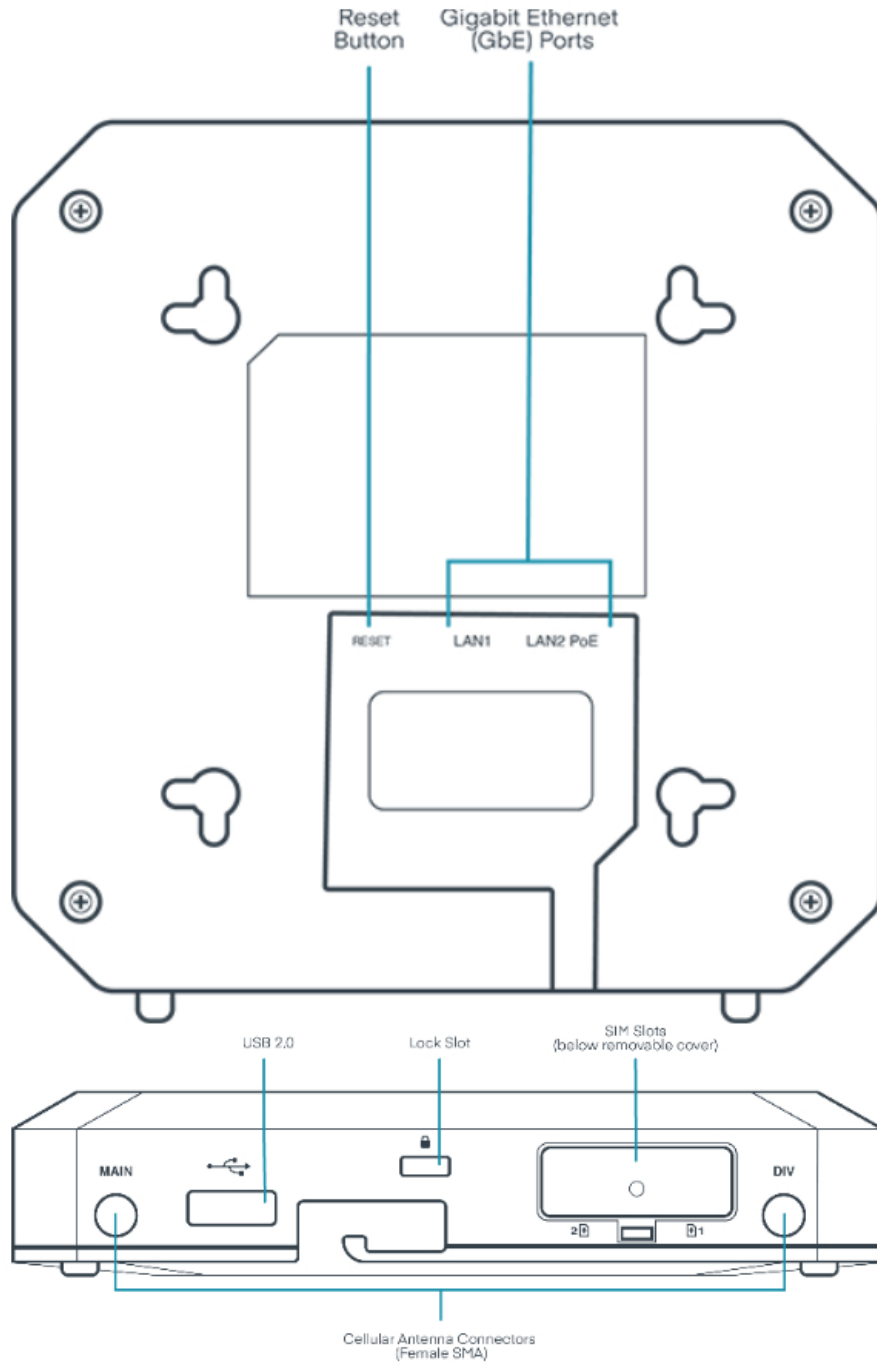
[†] Cellular carriers and operators throughout the world may only require telecom industry certifications, like PTCRB or GCF, to operate on their network. Some carriers require additional testing and approval, beyond telecom certifications. A carrier listed in the approvals section means Cradlepoint completed additional testing and acquired technical approval for that given carrier. Any carrier not listed may not require additional testing or approval beyond telecom industry certifications to operate on their network.

Physical Measurements & Features




Features





SIM Card Info



Ordering Guide

NetCloud L950 Adapter Essentials and Advanced packages and plans are full featured for performance and connectivity. Essentials + Advanced packages include 24x7 support (phone support: 24 hour weekdays with emergency response on weekends, web: 24x7, chat: 24x5) and a limited lifetime warranty.

See additional details of what is included in the Essentials + Advanced NetCloud software: cradlepoint.com/netcloud-service

NetCloud Packages for the L950 Series LTE Adapter

REGION	MODEM	ADAPTER PACKAGE PLAN	PART NUMBER
North America: U.S. & Canada	Cat 7 (300 Mbps)	Essentials	BB0x-0950C7A-N0
		Essentials + Advanced	BBAx-0950C7A-N0
North America: U.S. & Canada	Cat 7 (300 Mbps) with 4FF SIM, PoE Injector & Line Cord	Essentials	BB0x-0950C7A-NC
		Essentials + Advanced	BBAx-0950C7A-NC
United States Federal Government	Cat 7 (300 Mbps) with 4FF SIM	TAA Compliant NC — Essentials	TAA-BB0y-0950C7A-N0
		TAA Compliant NC — Essentials + Advanced	TAA-BBAy- 0950C7A-N0
	Cat 7 (300 Mbps) with 4FF SIM, PoE Injector & Line Cord	TAA Compliant NC — Essentials	TAA-BB0y-0950C7A- NC
		TAA Compliant NC — Essentials + Advanced	TAA-BBAy- 0950C7A-NC
Rest of World: Global	Cat 7 (300 Mbps)	Essentials	BB0x-0950C7B-G0
		Essentials + Advanced	BBAx-0950C7B-G0
Indonesia, Israel & Taiwan	Cat 7 (300 Mbps) with 4FF SIM	Essentials	BB0x-0950C7B-I0
		Essentials + Advanced	BBAx-0950C7B-I0
European Union	Cat 7 (300 Mbps) with 4FF SIM, PoE Injector & Line Cord	Essentials	BB0x-0950C7B-GF
		Essentials + Advanced	BBAx-0950C7B-GF
United Kingdom	Cat 7 (300 Mbps) with 4FF SIM, PoE Injector & Line Cord	Essentials	BB0x-0950C7B-GS
		Essentials + Advanced	BBAx-0950C7B-GS
Australia	Cat 7 (300 Mbps) with 4FF SIM, PoE Injector & Line Cord	Essentials	BB0x-0950C7B-GR
		Essentials + Advanced	BBAx-0950C7B-GR

All Regions	Renewal Essentials	BBx-NCESS-R
	Renewal Advanced	BBx-NCSDV-R
	Renewal Essentials + Advanced	BBAx-NCEA-R

x = 1, 3, or 5 years
 y = 3 or 5 years

Accessories

INCLUDED	PART NUMBER
L950 Series Branch Adapter	
Cellular Antenna, white mini, 600 MHz - 4.2 GHz, SMA, 145 mm (Qty 2)	170765-000
OPTIONAL	
One of the following:	
— PoE Injector, 56 V with 1.8 meters C5 line cord (North America Type B)	170732-001
— PoE Injector, 56 V with 1.8 meters C13 line cord (Europe Type F)	170732-002
— PoE Injector, 56 V with 1.8 meters C13 line cord (United Kingdom Type G)	170732-003
— PoE Injector, 56 V with 1.8 meters C13 line cord (Australia Type I)	170732-004
UNITED STATES FEDERAL GOVERNMENT	
PART NUMBER	
Cellular Antenna, White mini, 600 MHz - 4.2 GHz, SMA, 145 mm	TAA-170765-000
PoE Injector, 56 V with 1.8 meters C5 line cord (North America Type B)	TAA-170732-001

Support & Warranty

The L950 Series LTE Adapters are only sold as components of Branch LTE Performance Adapter Essentials + Advanced packages.

- NetCloud Packages include support for the full subscription term.
- All Cradlepoint hardware products are covered by a limited lifetime warranty for as long as they have a subscription license to an active NetCloud Service Plan.

More Information

Find the most up-to-date information at [cradlepoint.com/L950](https://www.cradlepoint.com/L950)